


MODULAR BARRICADES

PRODUCT CATALOG



SWIFTWALL[®]
PRO



SWIFTWALL®

SwiftWall began with the idea to provide a reusable, fast, and simple temporary wall and construction barrier structure. Our lightweight system is easy to install, remove, and relocate, providing professionals in the construction industry with tools that make their lives safer and more productive.



PANELS

Isolate and contain any worksite with SwiftWall Panels. Made of ABS (Class A fire-rated material optional) and featuring a R7 insulative value, our non-hydroscopic SwiftWall Panels also help keep the noise down with a STC21 sound rating.

Standard Panels are manufactured to a sturdy 4' wide and 1" thick, and come in heights of 4', 8', 10', 12' and 16'. Panels can be stacked as high as required by using C-Channels and a support skeleton such as metal stud framing.

Standard Sizes:

4'
8'
10'
12'
16'

All standard sizes are manufactured to 4' wide by 1" thick


Weight:

4': 17.5lbs
8': 35lbs
10': 44lbs
12': 53lbs
16': 70lbs

Material: ABS with aluminum joiners and polyisocyanurate core (Class A fire-rated material available upon request)

Finish: Option 1: White light-sheen matte hair-cell ABS
Option 2: Powder coated semi-gloss aluminum (Class A Only)

SDS: Printed copies available upon request



The male and female joiners (patent pending) on every SwiftWall panel ensure a secure and virtually seamless fit.

SWIFTWALL®

DOORS & WINDOWS

Our selection of door and window treatments can turn any SwiftWall structure into a convenient office, conference room, or breakroom. Single and double door options are available to ensure you're getting the most out of your temporary worksites.

SINGLE DOOR

Size: 48" wide
(36" x 88" entryway size)

Weight: 75lbs

Material: ABS with aluminum joiners and polyisocyanurate core (Class A fire-rated material available upon request)

Included Hardware:

- Lock
- Handle
- Magnetic hold

Finish: Option 1: White light-sheen matte hair-cell ABS
Option 2: Powder coated semi-gloss aluminum (Class A Only)



Three door handle styles available



DOUBLE DOOR

Size: 96" wide
(93" x 88" entryway size)

Weight: 150lbs

Material: ABS with aluminum joiners and polyisocyanurate core (Class A fire-rated material available upon request)

Included Hardware:

- Lock
- Handle
- Magnetic hold
- Barrel Bolt

Finish: Option 1: White light-sheen matte hair-cell ABS
Option 2: Powder coated semi-gloss aluminum (Class A Only)



WINDOWS

Sizes: 6" x 18", 3' x 3'

TRACKS & C-CHANNELS

Every SwiftWall project begins with our Track and C-Channel System. Comprised of durable powder-coated aluminum, these sturdy tracks provide a strong and rigid framework for every SwiftWall structure, and can be cut on-site to suit builds of any size.


TRACK

Size: 4" x 2 3/4" x 10' – cut to length

Weight: 8.85lbs

Material: Industrial extruded aluminum

Finish: Powder coated white, semi-gloss




C-CHANNEL

Size: 2" x 1" x 10' – cut to length
(8', 12', and 16' C-Channels also available)

Weight: 3lbs

Material: Industrial extruded aluminum

Finish: Powder coated white, semi-gloss




CORNER CHANNEL

Size: 3" x 3" x 10' – cut to length
(8', 12', and 16' Corner Channels also available)

Weight: 5.25 lbs

Material: Industrial extruded aluminum

Finish: Powder coated white, semi-gloss



ADJUSTABLE CORNER CHANNEL

Size: 3" x 3" x 10' – Full Piano Hinge

(8', 12', and 16' Adjustable Corner Channels also available)

Weight: 7 lbs

Material: Industrial extruded aluminum

Finish: Powder coated white, semi-gloss



SWIFTWALL®

TRACKS & CHANNELS


L-CHANNEL

Size: 3" x 3" x 8, 10, 12, 16'

Weight: 1.2lb/ft

Material: Industrial extruded aluminum

Finish: Powder coated white, semi-gloss




FACEPLATE

Size: 3" x 3" x 8, 10, 12, 16'

Weight: 1.2lb/ft

Material: Industrial extruded aluminum

Finish: Powder coated white, semi-gloss



SWIFTKITS®

All SwiftWall products deploy rapidly and easily, but none moreso than SwiftKits. Our office and conference room kits can help mobilize your team quickly so you can focus on what you do best.

OFFICES

Single Office: 8' x 8'

Single Office: 12' x 12'

Double Office: 24' x 12'

Triple Office: 36' x 12'

Quad Office: 48' x 12'



CONFERENCE ROOMS

Standard Conference: 24' x 12'

Other options available

Class A fire-rated options available upon request

FREE SAMPLE

Contact us today and we'll ship you two sample Panels, a section of Track, and a top C-Channel so you can see firsthand how SwiftWall makes it all come together.





Trusted by these organizations and many others



SWIFTWALL[®] PRO



ARC | e-arc.com | riotcolor.com | 833-272-8880

ARC, ARC Document Solutions and the ARC logo are registered trademarks of ARC Document Solutions, LLC in the U.S. and/or other countries.